

Monitor Diario - Renta Fija

25/03/2024



TC A3500: \$ 854.75 TC CCL: 1,077.31 Inflación mth: 13.20% Devaluación 5d (yr): 24.5%
 TC MEP: \$ 1,024.98 Brecha: 26.04% Infla interanual: 276.00% TNA PF (360): 75%

Badlar: 71.13%
 Pase: 80.00%

| TICKER | Emisor | Vencimiento | Cupón (%) | Precio (ARS) (1) | Precio (USD) (1) | FX MEP | TIR | DM | Intereses Corridos | Valor Técnico | Paridad | Current Yield |
|--------|--------|-------------|-----------|------------------|------------------|--------|-----|----|--------------------|---------------|---------|---------------|
|--------|--------|-------------|-----------|------------------|------------------|--------|-----|----|--------------------|---------------|---------|---------------|

| Var USD (%) | Volumen VN USD (48hs)* | Var Pesos (%) | Volumen VN Pesos (48hs)* |
|-------------|------------------------|---------------|--------------------------|
|-------------|------------------------|---------------|--------------------------|

BONOS DE LA REPÚBLICA ARGENTINA EN DÓLARES ESTADOUNIDENSES - LEY ARGENTINA

| | | | | | | | | | | | | |
|-------|----------|------------|--------|--------------|--------------|----------|---------------|------|---------|-----------|---------------|-------|
| AL29D | REP. ARG | 09/07/2029 | 0.500% | \$ 53,700.00 | 52.45 | 1,023.83 | 28.44% | 2.16 | \$ 0.36 | \$ 100.36 | 52.26% | 1.91% |
| AL30D | REP. ARG | 09/07/2030 | 0.375% | \$ 52,000.00 | 50.37 | 1,032.36 | 27.51% | 2.28 | \$ 0.27 | \$ 100.27 | 50.24% | 1.49% |
| AL35D | REP. ARG | 09/07/2035 | 1.813% | \$ 43,325.00 | 42.11 | 1,028.80 | 19.55% | 5.42 | \$ 1.30 | \$ 101.30 | 41.57% | 8.61% |
| AE38D | REP. ARG | 09/01/2038 | 2.125% | \$ 46,810.00 | 45.50 | 1,028.79 | 20.98% | 4.45 | \$ 1.52 | \$ 101.52 | 44.82% | 9.34% |
| AL41D | REP. ARG | 09/07/2041 | 1.750% | \$ 40,190.00 | 39.40 | 1,020.05 | 19.14% | 5.38 | \$ 1.25 | \$ 101.25 | 38.91% | 8.88% |

| | | | |
|--------------|----------------------|--------------|-----------------------|
| 2.76% | 250,513.00 | 4.59% | 908,462.00 |
| 3.41% | 39,731,507.00 | 4.42% | 142,493,075.00 |
| 3.88% | 1,075,238.00 | 5.25% | 15,598,504.00 |
| 5.36% | 1,393,778.00 | 6.38% | 6,562,005.00 |
| 3.80% | 561,846.00 | 5.48% | 1,371,697.00 |

BONOS DE LA REPÚBLICA ARGENTINA EN DÓLARES ESTADOUNIDENSES - LEY NUEVA YORK

| | | | | | | | | | | | | |
|-------|----------|------------|--------|--------------|--------------|----------|---------------|------|---------|-----------|---------------|-------|
| GD29D | REP. ARG | 09/07/2029 | 0.500% | \$ 55,990.00 | 54.50 | 1,027.34 | 26.47% | 2.21 | \$ 0.36 | \$ 100.36 | 54.31% | 1.83% |
| GD30D | REP. ARG | 09/07/2030 | 0.375% | \$ 54,250.00 | 52.55 | 1,032.35 | 25.47% | 2.35 | \$ 0.27 | \$ 100.27 | 52.41% | 1.43% |
| GD35D | REP. ARG | 09/07/2035 | 1.813% | \$ 43,810.00 | 42.70 | 1,026.00 | 19.27% | 5.45 | \$ 1.30 | \$ 101.30 | 42.15% | 8.49% |
| GD38D | REP. ARG | 09/01/2038 | 2.125% | \$ 49,020.00 | 48.49 | 1,010.93 | 19.44% | 4.61 | \$ 1.52 | \$ 101.52 | 47.76% | 8.76% |
| GD41D | REP. ARG | 09/07/2041 | 1.750% | \$ 42,700.00 | 42.00 | 1,016.79 | 17.88% | 5.58 | \$ 1.25 | \$ 101.25 | 41.48% | 8.33% |
| GD46D | REP. ARG | 09/07/2046 | 1.813% | \$ 47,590.00 | 46.80 | 1,016.88 | 17.86% | 4.69 | \$ 1.30 | \$ 101.30 | 46.20% | 7.75% |

| | | | |
|--------------|---------------------|--------------|----------------------|
| 2.77% | 55,375.00 | 3.94% | 151,268.00 |
| 3.21% | 2,621,038.00 | 3.79% | 39,078,360.00 |
| 3.93% | 1,967,041.00 | 3.74% | 36,925,478.00 |
| 1.15% | 326,557.00 | 4.03% | 5,262,777.00 |
| 2.63% | 114,048.00 | 4.56% | 1,980,200.00 |
| 2.13% | 27,195.00 | 4.01% | 574,240.00 |

OBLIGACIONES NEGOCIABLES EN DÓLARES ESTADOUNIDENSES - LEY NUEVA YORK

| | | | | | | | | | | | | |
|-------|--------------------|------------|--------|---------------|---------------|----------|--------------|------|---------|-----------|----------------|-------|
| TLC5D | Telecom S.A. | 06/08/2025 | 8.500% | \$ 72,050.00 | 70.00 | 1,029.29 | 4.78% | 0.90 | \$ 0.27 | \$ 67.27 | 103.47% | 0.00% |
| YCA6P | YPF S.A. | 28/07/2025 | 8.500% | \$ 107,900.00 | 105.30 | 1,024.69 | 6.83% | 1.28 | \$ 0.61 | \$ 100.61 | 102.38% | 8.25% |
| YMCHD | YPF S.A. | 12/02/2026 | 9.000% | \$ 67,980.00 | 65.65 | 1,035.49 | 4.77% | 1.00 | \$ 0.17 | \$ 61.71 | 104.53% | 8.59% |
| MGC9D | Pampa Energía S.A. | 08/12/2026 | 9.000% | \$ 113,500.00 | 111.00 | 1,022.52 | 3.08% | 1.64 | \$ - | \$ 100.00 | 112.15% | 8.02% |
| TLC1D | Telecom S.A. | 18/07/2026 | 8.000% | \$ 105,550.00 | 103.45 | 1,020.30 | 8.01% | 2.05 | \$ 0.79 | \$ 100.79 | 100.31% | 7.91% |
| GNCXD | Genneia S.A. | 02/09/2027 | 8.750% | \$ 91,250.00 | 86.00 | 1,061.05 | 6.79% | 1.49 | \$ 3.35 | \$ 83.35 | 103.18% | 8.14% |

| | | | |
|---------------|-------------------|--------------|---------------------|
| 1.42% | 308,000.00 | 2.15% | 231,000.00 |
| -0.28% | 433,000.00 | 1.06% | 1,615,000.00 |
| 0.83% | 116,324.00 | 1.26% | 412,385.00 |
| 2.25% | 101,634.00 | 2.89% | 154,461.00 |
| -0.04% | 353,000.00 | 1.57% | 345,000.00 |
| 0.41% | 291,655.00 | 2.83% | 381,440.00 |

OBLIGACIONES NEGOCIABLES EN DÓLARES ESTADOUNIDENSES - LEY ARGENTINA

| | | | | | | | | | | | | |
|-------|-------------|------------|-------|---------------|---------------|----------|--------------|------|---------|-----------|----------------|-------|
| YMCQD | YPF S.A. | 13/02/2026 | 5.00% | \$ 100,500.00 | 98.85 | 1,016.69 | 7.40% | 1.88 | \$ 0.98 | \$ 100.98 | 97.34% | 5.09% |
| CS38D | Cresud S.A. | 03/07/2026 | 8.00% | \$ 105,200.00 | 102.80 | 1,023.35 | 5.71% | 1.79 | \$ 1.12 | \$ 101.12 | 106.80% | 7.41% |
| IRCFD | Irsa S.A. | 22/06/2028 | 8.75% | \$ 110,160.00 | 107.90 | 1,020.95 | 7.25% | 2.14 | \$ 1.51 | \$ 101.51 | 103.59% | 8.32% |
| IRCGD | Irsa S.A. | 25/03/2025 | 8.00% | \$ 105,000.00 | 101.50 | 1,034.48 | 8.46% | 0.97 | \$ 1.95 | \$ 101.95 | 100.84% | 7.78% |

| | | | |
|---------------|-------------------|--------------|-------------------|
| -0.85% | 197,991.00 | 0.49% | 481,875.00 |
| 3.01% | 143,176.00 | 0.95% | 446,110.00 |
| -0.04% | 301,442.00 | 1.43% | 204,622.00 |
| 2.31% | 28,130.00 | 0.00% | 55,852.00 |

(1) Valores calculados al cierre del 25/03/2024

*Precios con plazo de liquidación en 48hs

*Precios extraídos de Bolsas y Mercados Argentinos (BYMA)

Monitor Diario - Renta Fija

25/03/2024

| TICKER | Emisor | Vencimiento | Cupón (%) | Precio (ARS)* | Precio (USD)* | FX MEP | TIR | TNA | DM | Intereses Corridos | Valor Técnico | Paridad | Var (%) | Volumen VN (48hs)* |
|--------|--------|-------------|-----------|---------------|---------------|--------|-----|-----|----|--------------------|---------------|---------|---------|--------------------|
|--------|--------|-------------|-----------|---------------|---------------|--------|-----|-----|----|--------------------|---------------|---------|---------|--------------------|

BONO DEL TESORO NACIONAL EN PESOS AJUSTADO POR CER

| | | | | | | | | | | | | | | | |
|-------|-------------|------------|-------|-------------|---|---|---------|---------|------|----------|-------------|---------|-------|--------|------------------|
| T3X4 | TESORO NAC. | 14/04/2024 | 3.75% | \$ 372.80 | - | - | -24.60% | -26.33% | 0.05 | \$ 6.11 | \$ 366.71 | 101.66% | 3.63% | 0.05% | 161,675,168.00 |
| T6X4 | TESORO NAC. | 20/05/2024 | 3.75% | \$ 286.50 | - | - | -51.33% | -60.47% | 0.16 | \$ 3.32 | \$ 256.13 | 111.86% | 3.31% | -0.08% | 438,526,199.00 |
| T2X4 | TESORO NAC. | 26/07/2024 | 1.55% | \$ 1,309.50 | - | - | -40.35% | -45.54% | 0.36 | \$ 2.84 | \$ 1,097.69 | 119.30% | 1.30% | 0.03% | 531,364,174.00 |
| T4X4 | TESORO NAC. | 14/10/2024 | 4.00% | \$ 454.00 | - | - | -29.72% | -32.33% | 0.57 | \$ 6.52 | \$ 367.12 | 123.67% | 3.18% | -0.99% | 1,002,210,925.00 |
| T5X4 | TESORO NAC. | 13/12/2024 | 4.25% | \$ 381.00 | - | - | -26.97% | -29.08% | 0.74 | \$ 3.58 | \$ 296.36 | 128.56% | 3.27% | -1.04% | 94,104,626.00 |
| T2X5 | TESORO NAC. | 14/02/2025 | 4.00% | \$ 457.50 | - | - | -20.25% | -21.39% | 0.91 | \$ 1.66 | \$ 362.26 | 126.29% | 3.15% | -0.76% | 1,025,867,885.00 |
| TX25 | TESORO NAC. | 09/11/2025 | 1.80% | \$ 805.00 | - | - | -11.95% | -12.33% | 1.63 | \$ 4.34 | \$ 638.19 | 126.14% | 1.42% | 0.00% | 16,689,438.00 |
| TX26 | TESORO NAC. | 09/11/2026 | 2.00% | \$ 1,560.50 | - | - | -8.50% | -8.69% | 1.67 | \$ 9.90 | \$ 1,309.10 | 119.20% | 1.67% | 0.09% | 816,598,228.00 |
| TZX26 | TESORO NAC. | 30/06/2026 | 0.00% | \$ 171.75 | - | - | -6.89% | -7.01% | 2.26 | \$ - | \$ 146.16 | 117.51% | 0.00% | -0.37% | 8,138,130,858.00 |
| TZX27 | TESORO NAC. | 30/06/2027 | 0.00% | \$ 159.00 | - | - | -2.55% | -2.57% | 3.26 | \$ - | \$ 146.16 | 108.78% | 0.00% | -0.62% | 364,060,672.00 |
| TX28 | TESORO NAC. | 09/11/2028 | 2.25% | \$ 1,556.00 | - | - | -4.93% | -4.99% | 2.45 | \$ 11.13 | \$ 1,310.33 | 118.75% | 1.88% | -2.05% | 47,673,368.00 |

BONO DE LA NACION ARGENTINA EN MONEDA DUAL - DÓLAR LINKED

| | | | | | | | | | | | | | | | |
|-------|----------|------------|---|--------------|---|---|---------|---------|------|------|-----------|---------|-------|--------|-----------|
| TDA24 | REP. ARG | 30/04/2024 | - | \$ 82,980.00 | - | - | 37.44% | 34.47% | 0.07 | \$ - | \$ 100.00 | 97.08% | 0.00% | 0.26% | 3,032,169 |
| TDG24 | REP. ARG | 30/08/2024 | - | \$ 94,200.00 | - | - | -20.34% | -21.50% | 0.54 | \$ - | \$ 100.00 | 110.21% | 0.00% | -0.10% | 1,015,988 |
| TDJ24 | REP. ARG | 30/06/2024 | - | \$ 97,100.00 | - | - | -38.42% | -43.05% | 0.43 | \$ - | \$ 100.00 | 113.60% | 0.00% | 0.20% | 8,419,876 |

BONO DE LA NACION ARGENTINA EN MONEDA DUAL - CER

| | | | | | | | | | | | | | | | |
|-------|----------|------------|-------|--------------|---|---|---------|---------|------|----------|-----------|---------|-------|--------|-----------|
| TDA24 | REP. ARG | 30/04/2024 | 3.25% | \$ 82,980.00 | - | - | -48.04% | -55.84% | 0.09 | \$ 10.09 | \$ 778.28 | 106.62% | 1.35% | 0.26% | 3,032,169 |
| TDG24 | REP. ARG | 30/08/2024 | 3.25% | \$ 94,200.00 | - | - | -37.04% | -41.31% | 0.43 | \$ 7.75 | \$ 762.54 | 123.53% | 1.28% | -0.10% | 1,015,988 |
| TDJ24 | REP. ARG | 30/06/2024 | 3.25% | \$ 97,100.00 | - | - | -22.37% | -23.78% | 0.26 | \$ 3.98 | \$ 840.83 | 115.48% | 0.62% | 0.20% | 8,419,876 |

LETRA DEL TESORO NACIONAL EN PESOS AJUSTADA POR CER A DESCUENTO

*Precios extraídos de Bolsas y Mercados Argentinos (BYMA)

| | | | | | | | | | | |
|-----------|----|----------|---------|----------|----------------|---------|-----------------|-------|---------|--------|
| TC A3500: | \$ | 854.75 | TC CCL: | 1,077.31 | Inflación mth: | 13.20% | Devaluación 5d: | 24.5% | Badlar: | 71.13% |
| TC MEP: | \$ | 1,024.98 | Brecha: | 26.04% | Infra interna: | 276.00% | TNA PF (360): | 75% | Leliqs: | 80.00% |

TIR

Curva Soberanos

Precios extraídos de Bolsas y Mercados Argentinos (BYMA)

AL29D

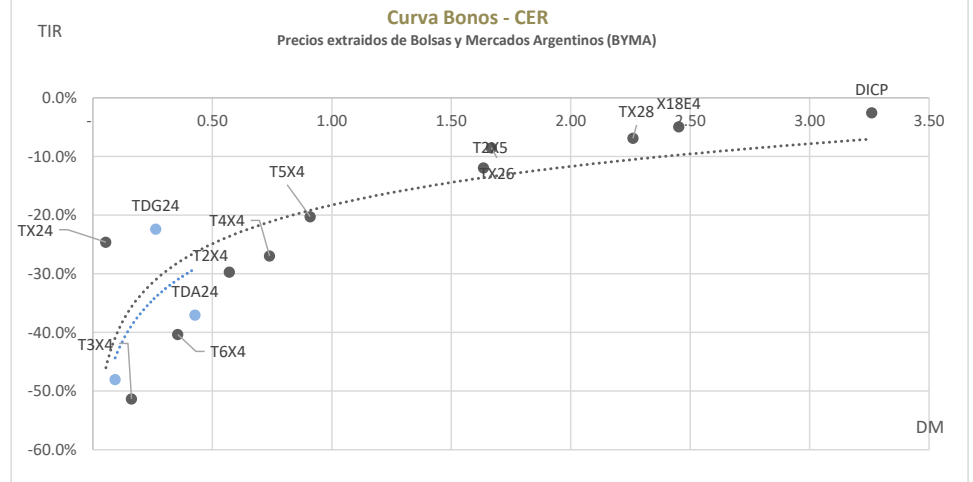
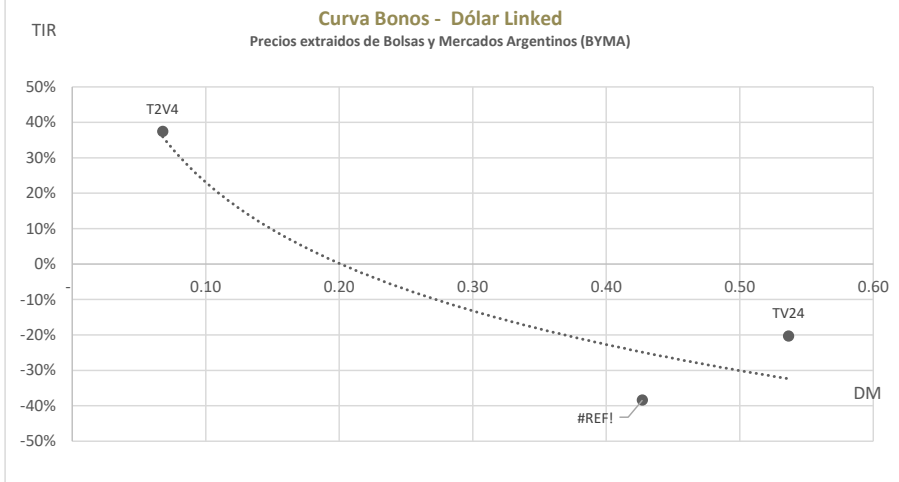
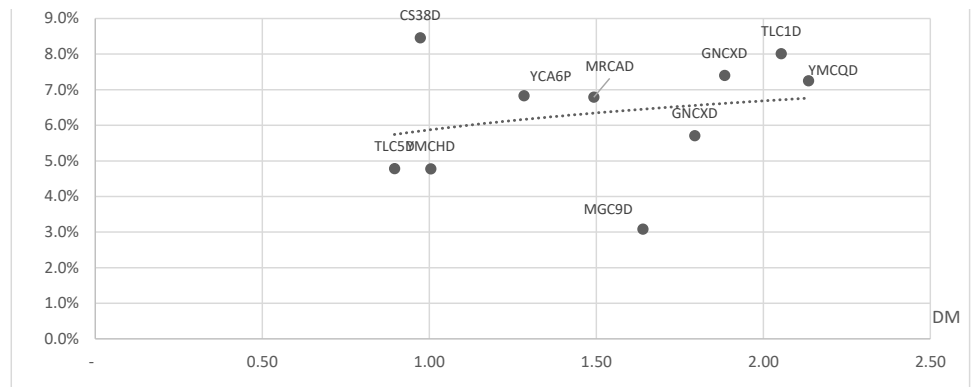
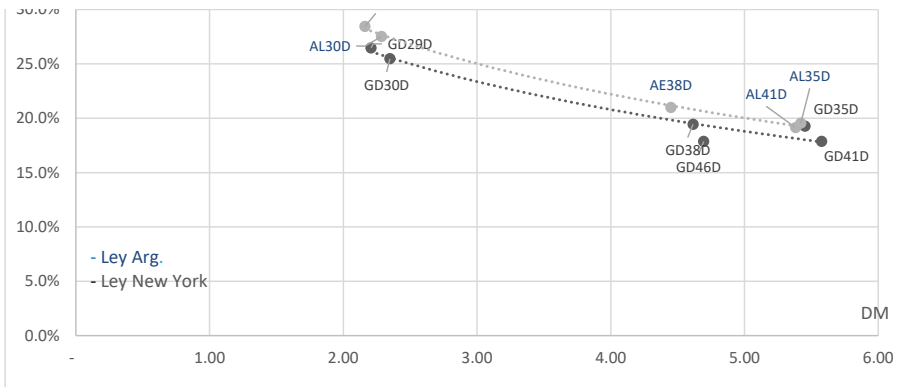
30 0%

TIR

Curva Obligaciones Negociables

Precios extraídos de Bolsas y Mercados Argentinos (BYMA)

60 0%



BANCO HIPOTECARIO S.A. NO EFECTÚA RECOMENDACIONES DE NINGÚN TIPO. LA INFORMACIÓN BRINDADA ES A MERO TÍTULO INFORMATIVO. LOS POTENCIALES INVERSORES DEBERÁN EFECTUAR SU PROPIO ANÁLISIS LEGAL, CONTABLE E IMPOSITIVO INDEPENDIENTE PREVIO A TOMAR CUALQUIER DECISIÓN DE INVERSIÓN. EL BANCO PONE A DISPOSICIÓN Y RECOMIENDA REALIZAR EL TEST DEL INVERSOR A FIN DE CONOCER EL PERFIL DE CADA INVERSOR Y ADVIERTE QUE LAS INVERSIONES PUEDEN IMPORTAR RIESGOS Y/O RESULTAR INADECUADAS Y/O NO COINCIDIR CON LOS OBJETIVOS ESPECÍFICOS DE INVERSIÓN Y POSICIÓN FINANCIERA.